


**Introductory sub-table (I)(a)**

<b>Name of the Company: GUJARAT INVESTA LIMITED</b>			
<b>Scrip Code, Name of the scrip, class of security: BSE - 531341 : Equity Shares</b>			
<b>Quarter ended: 30.06.2015</b>			
<b>Partly paid-up shares:-</b>			
	<b>No. of partly paid-up shares</b>	<b>As a % of total no. of partly paid-up shares</b>	<b>As a % of total no. of shares of the company</b>
Held by promoter/promoter group	0	0	0
Held by public	0	0	0
<b>Total - D</b>	<b>0</b>	<b>0</b>	<b>0</b>
<b>Outstanding convertible securities:-</b>			
	<b>No. of outstanding securities</b>	<b>As a % of total no. of outstanding convertible securities</b>	<b>As a % of total no. of shares of the company, assuming full conversion of the convertible securities</b>
Held by promoter/promoter group	0	0	0
Held by public	0	0	0
<b>Total - E</b>	<b>0</b>	<b>0</b>	<b>0</b>
<b>Warrants:-</b>			
	<b>No. of warrants</b>	<b>As a % of total no. of warrants</b>	<b>As a % of total no. of shares of the company, assuming full conversion of warrants</b>
Held by promoter/promoter group	0	0	0
Held by public	0	0	0
<b>Total - F</b>	<b>0</b>	<b>0</b>	<b>0</b>
<b>Total paid-up capital of the company, assuming full conversion of warrants and convertible securities (Grand Total (A+B+C)+ D+E+F)</b>			
	<b>7509900</b>		<b>100</b>



## Statement Showing Shareholding Pattern

		Table (I)(a)			Gujarat Investa Ltd. 30.06.2015			
Integ ory code	Category of Shareholder	Number of Sharehol ders	Total number of shares	Number of shares held in dematerialized form	Total shareholding as a percentage of total number of shares		Shares Pledged or otherwise encumbered	
					As a percentage of(A+B) <sup>1</sup>	As a percentag e of (A+B+C)	Number of shares	As a percentage
(I)	(II)	(III)	(IV)	(V)	(VI)	(VII)	(VIII)	(IX)= (VIII)/(IV)*
<b>(A)</b>	<b>Shareholding of Promoter and Promoter Group<sup>2</sup></b>							
<b>1</b>	<b>Indian</b>							
(a)	Individuals/ Hindu Undivided Family	4	4360919	4360919	58.07	58.07	0	0.00
(b)	Central Government/ State Government(s)	0	0	0	0.00	0.00	0	0.00
(c)	Bodies Corporate	0	0	0	0.00	0.00	0	0.00
(d)	Financial Institutions/ Banks	0	0	0	0.00	0.00	0	0.00
(e)	Any Others(Specify)	0	0	0	0.00	0.00	0	0.00
(e-i)		0	0	0	0.00	0.00	0	0.00
(e-ii)		0	0	0	0.00	0.00	0	0.00
	<b>Sub Total(A)(1)</b>	<b>4</b>	<b>4360919</b>	<b>4360919</b>	<b>58.07</b>	<b>58.07</b>	<b>0</b>	<b>0.00</b>
<b>2</b>	<b>Foreign</b>							
a	Individuals (Non-Residents Individuals/ Foreign Individuals)	0	0	0	0.00	0.00	0	0.00
b	Bodies Corporate	0	0	0	0.00	0.00	0	0.00
c	Institutions	0	0	0	0.00	0.00	0	0.00
d	Any Others(Specify)							
d-i		0	0	0	0.00	0.00	0	0.00
d-ii		0	0	0	0.00	0.00	0	0.00
	<b>Sub Total(A)(2)</b>	<b>0</b>	<b>0</b>	<b>0</b>	<b>0.00</b>	<b>0.00</b>	<b>0</b>	<b>0.00</b>
	<b>Total Shareholding of Promoter and Promoter Group (A)= (A)(1)+(A)(2)</b>	<b>4</b>	<b>4360919</b>	<b>4360919</b>	<b>58.07</b>	<b>58.07</b>	<b>0</b>	<b>0.00</b>
<b>(B)</b>	<b>Public shareholding</b>							
<b>1</b>	<b>Institutions</b>							
(a)	Mutual Funds/ UTI	0	0	0	0.00	0.00	0	0.00
(b)	Financial Institutions/ Banks	0	0	0	0.00	0.00	0	0.00
(c)	Central Government/ State Government(s)	0	0	0	0.00	0.00	0	0.00
(d)	Venture Capital Funds	0	0	0	0.00	0.00	0	0.00
(e)	Insurance Companies	0	0	0	0.00	0.00	0	0.00
(f)	Foreign Institutional Investors	0	0	0	0.00	0.00	0	0.00
(g)	Foreign Venture Capital Investors	0	0	0	0.00	0.00	0	0.00
(h)	Any Other (specify)							




		0	0	0	0.00	0.00	0	0.00
		0	0	0	0.00	0.00	0	0.00
	<b>Sub-Total (B)(1)</b>	<b>0</b>	<b>0</b>	<b>0</b>	<b>0.00</b>	<b>0.00</b>	<b>0</b>	<b>0.00</b>
	<b>B 2 Non-institutions</b>							
(a)	Bodies Corporate	30	1110287	1110287	14.78	14.78	0	0.00
(b)	Individuals							
I	Individuals -i. Individual shareholders holding nominal share capital up to Rs 1 lakh	867	667351	471067	8.89	8.89	0	0.00
II	ii. Individual shareholders holding nominal share capital in excess of Rs. 1 lakh.	25	1362554	1362554	18.14	18.14	0	0.00
(c)	Any Other (specify)	0	0	0	0.00	0.00	0	0.00
(c-i)	Clearing Member	0	0	0	0.00	0.00	0	0.00
(c-ii)	Non Resident Indians ( Repat)	4	7014	3414	0.09	0.09	0	0.00
	Non Resident Indians (Non Repat)	2	1775	1775	0.02	0.02	0	0.00
	Others	0	0	0	0.00	0.00	0	0.00
	<b>Sub-Total (B)(2)</b>	<b>928</b>	<b>3148981</b>	<b>2949097</b>	<b>41.93</b>	<b>41.93</b>	<b>0</b>	<b>0.00</b>
(B)	<b>Total Public Shareholding (B)= (B)(1)+(B)(2)</b>	<b>928</b>	<b>3148981</b>	<b>2949097</b>	<b>41.93</b>	<b>41.93</b>	<b>0</b>	<b>0.00</b>
	<b>TOTAL (A)+(B)</b>	<b>932</b>	<b>7509900</b>	<b>7310016</b>	<b>100.00</b>	<b>100.00</b>	<b>0</b>	<b>0.00</b>
(C)	<b>Shares held by Custodians and against which Depository Receipts have been issued</b>							
1	Promoter and Promoter Group	0	0	0	0	0.00	0	0.00
2	Public	0	0	0	0	0.00	0	0.00
	<b>Sub-Total (C)</b>	<b>0</b>	<b>0</b>	<b>0</b>	<b>0</b>	<b>0.00</b>	<b>0</b>	<b>0.00</b>
	<b>GRAND TOTAL (A)+(B)+(C)</b>	<b>932</b>	<b>7509900</b>	<b>7310016</b>	<b>100.00</b>	<b>100.00</b>	<b>0</b>	<b>0.00</b>



(I)(b) Statement showing Shareholding of persons belonging to the category  
“Promoter and Promoter Group”

Gujarat Investa Ltd. 30.06.2015


Sr. No. (I)	Name of the shareholder (II)	Details of Shares held		Encumbered shares (*)		Details of warrants		Details of convertible securities		Total shares (including underlying shares assuming full conversion of warrants and convertible securities) as a % of diluted share capital		
		No. of Shares held (III)	As a % of grand total (A) + (B) + (C) (IV)	No. (V)	As a percentage (VI) = (V) / (III) * 100	As a % of grand total (A) + (B) + (C) of sub-clause (I)(a)	Number of warrants held (VIII)	As a % total number of warrants of the same class	Number of convertible securities held (X)		As a % total number of convertible securities of the same class (XI)	
1	Somna Agarwal	1161000	15.46	0	0.00	0	0.00	0	0.00	0	0.00	15.46
2	Purushottam Radheshyam Agarwal	1664419	22.16	0	0.00	0	0.00	0	0.00	0	0.00	22.16
3	Anjani Radheshyam Agarwal	960500	12.79	0	0.00	0	0.00	0	0.00	0	0.00	12.79
4	Purushottam Radheshyam Agarwal-HUF	575000	7.66	0	0.00	0	0.00	0	0.00	0	0.00	7.66
	<b>TOTAL</b>	<b>4360919</b>	<b>58.07</b>	<b>0</b>	<b>0.00</b>	<b>0</b>	<b>0.00</b>	<b>0</b>	<b>0.00</b>	<b>0</b>	<b>0.00</b>	<b>58.07</b>



(D)(c) Statement showing Shareholding of persons belonging to the category  
(i) "Public" and holding more than 1% of the total number of shares

Gujarat Investa Ltd. 30.06.2015

Sr. No.	Name of the shareholder	Number of shares held	Shares as a percentage of total number of shares i.e., Grand Total (A)+(B)+(C) indicated in Statement at para (D)(a) above}	Details of warrants		Details of convertible securities		Total shares (including underlying shares assuming full conversion of warrants and convertible securities) as a % of diluted share capital
				Number of warrants held	As a % total number of warrants of the same class	Number of convertible securities held	% w.r.t total number of convertible securities of the same class	
1	Ambrosia Fabrics Pvt. Ltd.	280000	3.73	0	0.00	0	0.00	3.73
2	Aman Global Pvt. Ltd.	250000	3.33	0	0.00	0	0.00	3.33
3	Rohan Advisory Pvt. Ltd.	250000	3.33	0	0.00	0	0.00	3.33
4	Nisarg Fashions Pvt. Ltd.	145801	1.94	0	0.00	0	0.00	1.94
5	Trilokchand Govindram Agarwal	246877	3.29	0	0.00	0	0.00	3.29
6	Sandip R. Agarwal	211267	2.81	0	0.00	0	0.00	2.81
7	Mrunal Agency & Financials Pvt. Ltd.	136000	1.81	0	0.00	0	0.00	1.81
8	Krishnkant Bhimsen Agarwal	129500	1.72	0	0.00	0	0.00	1.72
	<b>TOTAL</b>	<b>1649445</b>	<b>21.96</b>	<b>0</b>	<b>0.00</b>	<b>0</b>	<b>0.00</b>	<b>21.96</b>



- (I) Statement showing holding of securities (including shares, warrants, convertible securities) of person together with PAC) belonging to the category "Public" and holding more than 5% of the total number of shares of the company
- (c)
- (ii)

Sr. No.	Name(s) of the shareholder(s) and the Persons Acting in Concert (PAC) with them	Number of shares	Shares as a percentage of total number of shares {i.e., Grand Total (A)+(B)+(C) indicated in Statement at para (I)(a) above}	Details of warrants		Details of convertible securities		Total shares (including underlying shares assuming full conversion of warrants and convertible securities) as a % of diluted share capital
				Number of warrants	As a % total number of warrants of the same class	Number of convertible securities held	% w.r.t total number of convertible securities of the same class	
1		0	0.00	0	0.00	0	0.00	0
				0	0.00	0	0.00	0
<b>TOTAL</b>								



**(I)(d) Statement showing details of locked-in shares**

Sr. No.	Name of the shareholder	Number of locked-in shares	Locked-in shares as a percentage of total number of shares {i.e., Grand Total (A)+(B)+(C) indicated in Statement at para (I)(a) above}
1		0	0.00
<b>TOTAL</b>		<b>0</b>	<b>0.00</b>



**(II)(a) Statement showing details of Depository Receipts (DRs)**

Sr. No.	Type of outstanding DR (ADRs, GDRs, SDRs, etc.)	Number of outstanding DRs	Number of shares underlying outstanding DRs	Shares underlying outstanding DRs as a percentage of total number of shares {i.e., Grand Total (A)+(B)+(C) indicated in Statement at para (I)(a) above}
1		0	0	0.00
2		0	0	0.00
<b>TOTAL</b>		<b>0</b>	<b>0</b>	<b>0.00</b>






**(II)(b) Statement showing holding of Depository Receipts (DRs), where underlying shares held by "promoter/promoter group" are in excess of 1% of the total number of shares**

Sr. No.	Name of the DR Holder	Type of outstanding DR (ADRs, GDRs, SDRs, etc.)	Number of shares underlying outstanding DRs	Shares underlying outstanding DRs as a percentage of total number of shares {i.e., Grand Total (A)+(B)+(C) indicated in Statement at para (I)(a) above}
1		0	0	0.00
2		0	0	0.00
<b>TOTAL</b>		<b>0</b>	<b>0</b>	<b>0.00</b>

**FOR GUJARAT INVESTA LIMITED**

  
**PURUSHOTTAM AGARWAL**  
**DIRECTOR**  
**DIN: 00396869**

